

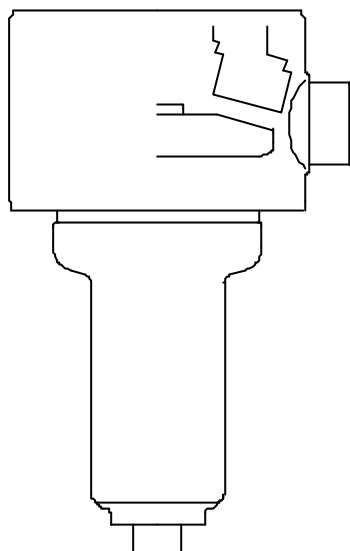


Documentazione Tubo a raggi X

Tube Documentation

Documentation du Tube

XM12 0.1/0.3



Nr. di matricola
Tube No.
Nr de série

CE 0051

Questa documentazione deve essere fornita all'utente del complesso tubo-guaina
The contents of this documentation must be transmitted to the user of the tube-assembly
Le contenu de cette documentation doit être transmis à l'utilisateur de la gaine équipée

Documentazione N° Documentation N° N° de Documentation	Revisione Edition Version	Data di edizione Date of release Date de l'édition	Testo originale Original text Texte original
XM2S13	0	10.03.99	italiano / italian / italien











I.A.E Spa

via Fabio Filzi, 53 - 20032 CORMANO (MI) Italy
Tel: ++39-0266303255 Fax: ++39-026152544
<http://www.iae.it> e-mail: iaexray@iae.it





Sommario - Table of contents - Table des matières

Sommario - Table of contents - Table des matières.....	2
Caratteristiche - Specifications - Spécifications	3
Dimensioni - Dimension - Dimensions	4
Curva di raffreddamento dell'anodo Anode cooling curve Courbe de refroidissement de l'anode.....	5
Curve di riscaldamento dell'anodo Anode heating curves Courbes d'échauffement de l'anode.....	5
CURVE DI CARICO SINGOLO - SINGLE LOAD RATING - ABAQUE DE CHARGE UNIQUE  0.1 - 1 ~ - 3000 min ⁻¹	6
CURVE DI CARICO SINGOLO - SINGLE LOAD RATING - ABAQUE DE CHARGE UNIQUE  0.3 - 1 ~ - 3000 min ⁻¹	6
CURVE DI CARICO SINGOLO - SINGLE LOAD RATING - ABAQUE DE CHARGE UNIQUE  0.1 - 3 ~ - 3000 min ⁻¹	7
CURVE DI CARICO SINGOLO - SINGLE LOAD RATING - ABAQUE DE CHARGE UNIQUE  0.3 - 3 ~ - 3000 min ⁻¹	7
CURVE DI CARICO SINGOLO - SINGLE LOAD RATING - ABAQUE DE CHARGE UNIQUE  0.1 - 1 ~ - 10000 min ⁻¹	8
CURVE DI CARICO SINGOLO - SINGLE LOAD RATING - ABAQUE DE CHARGE UNIQUE  0.3 - 1 ~ - 10000 min ⁻¹	8
CURVE DI CARICO SINGOLO - SINGLE LOAD RATING - ABAQUE DE CHARGE UNIQUE  0.1 - 3 ~ - 10000 min ⁻¹	9
CURVE DI CARICO SINGOLO - SINGLE LOAD RATING - ABAQUE DE CHARGE UNIQUE  0.3 - 3 ~ - 10000 min ⁻¹	9
Caratteristica di emissione del catodo Cathode emission characteristic Caractéristique d'émission de la cathode  0.1 - 3 ~ - (± 0.2 A).....	10
Caratteristica di emissione del catodo Cathode emission characteristic Caractéristique d'émission de la cathode  0.3 - 3 ~ - (± 0.2 A).....	10

Dichiarazione di conformità

Questo prodotto soddisfa i requisiti essenziali della direttiva 93/42/CEE in
accordo alle norme EN 60613 (IEC 613) e EN 60336 (IEC 336)

Declaration of conformity







This tube fulfils the essential requirements of the directive 93/42/EEC
according to standard EN 60613 (IEC 613) and EN 60336 (IEC 336).

Confirmation de conformité

Ce tube remplit les exigences essentielles de la directive 93/42/CEE en
accord avec les normes EN 60613 (IEC 613) et EN 60336 (IEC 336).



Caratteristiche - Specifications - Spécifications

Macchie focali e condizioni di misura Focal spots and measure conditions Foyers et conditions de mesure	 0.1 25 kV 20 mA  0.3 25 kV 100 mA	(IEC 336, EN 60336)
Massima corrente di emissione Max emission current Max courant d'émission	 0.1 35 mA 25 kV  0.3 140 mA 25 kV	
Angolo tra asse di riferimento e piano della pista focale Angle_between axis reference and focal spot plane Angle entre axe de référence et surface de la piste focale	10 °	
Velocità di rotazione dell'anodo Anode speed Vitesse de l'anode	3000 min ⁻¹ 10000 min ⁻¹	
Potenza anodica nominale Nominal anode input power Puissance anodique nominale	 1.15 kW 2 kW  4.8 kW 9 kW	(IEC 613, EN 60613)
Diametro anodico Anode diameter Diamètre de l'anode	80 mm	
Materiale anodico Anode material Materiau de l'anode	Mo drogato Mo doped Mo dopé	
Angolo anodico Anode angle Pente de l'anode	12.5 °	
Campo di radiazione con cuffia inclinata di 7.5° Radiation field with housing tilted at 7.5° Champ de rayonnement avec la gaine inclinée à 7.5°	18 cm a 50 cm	
Filtrazione inerente Inherent filtration Filtration inhérente	0.5 mm Be	
Capacità termica anodica Maximum anode heat content Chaleur maximale accumulée dans l'anode	225 kJ 300 kHU	
Dissipazione termica continua massima Maximum continuous heat dissipation Dissipation thermique continue maximale	500 W	
Alta tensione nominale Nominal X-ray tube voltage Haute tension nominale	40 kV	

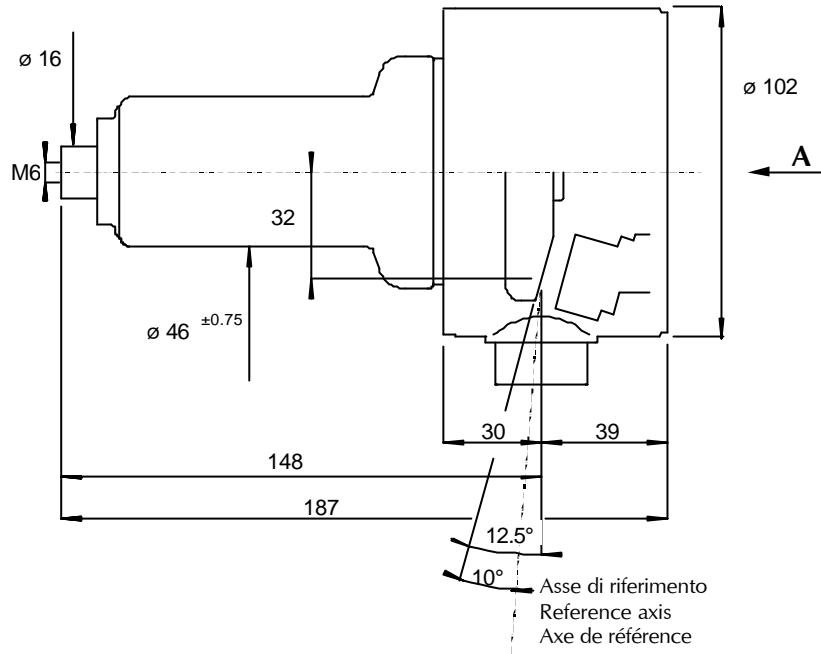
I dati forniti nella presente documentazione si intendono riferiti a:

The data indicated in this documentation refer to:

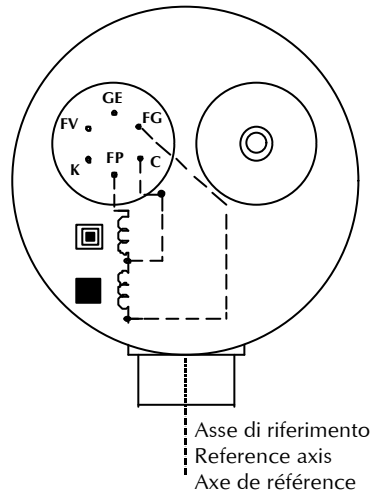
Les données indiquées dans cette documentation sont calculés pour:

Potenza anodica di equilibrio termico		% della capacità termica anodica	
Equivalent anode input power	100 W =	% of maximum anode heat content	44%
Puissance anodique d'équilibre thermique		% de chaleur max. accumulée dans l'anode	

Dimensioni - Dimension - Dimensions



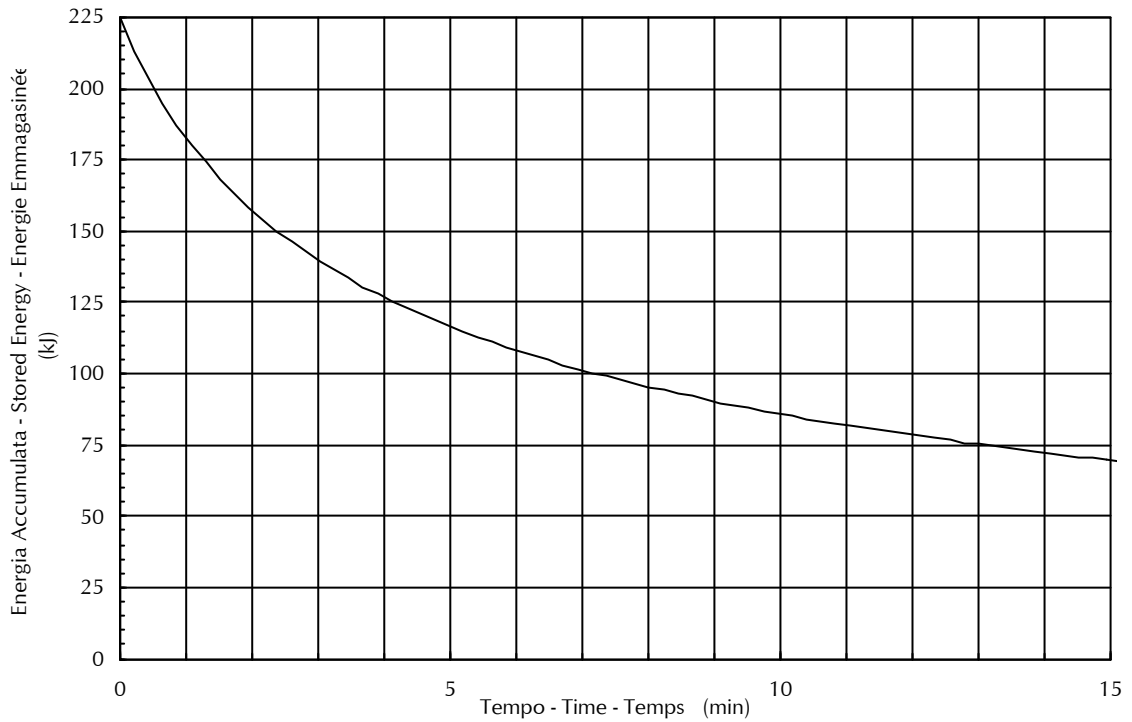
Vista A - View A - Vue A



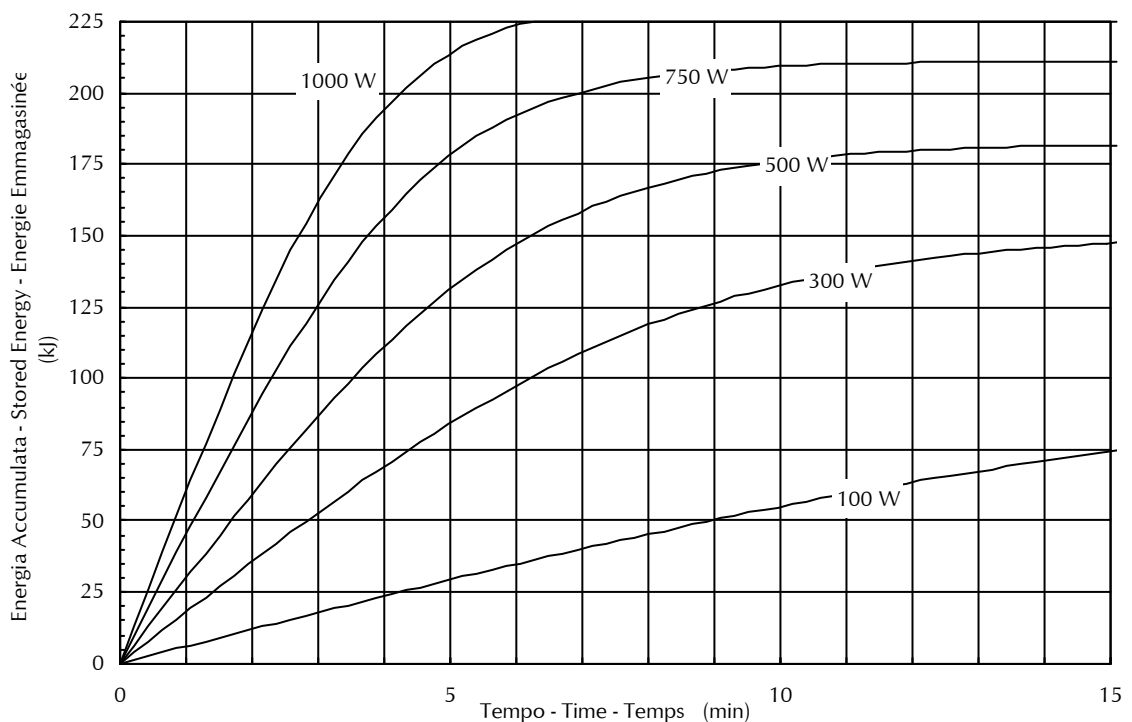
Collegamenti - Connector - Connexions

Fuoco piccolo	Small focal spot	Petit foyer	FP
Fuoco grande	Large focal spot	Grand foyer	FG
Comune Deve essere collegato a terra o direttamente o attraverso il circuito di misura dei mA	Common Must be connected to ground either directly or trough mA measurement circuit	Commun Doit être raccorder à la terre ou directement ou par le circuit de mesure des mA	C
Utilizzati in fase di produzione	Used during working process	Utilisés pendant le procédé de production	K - FV - GE

Curva di raffreddamento dell'anodo
Anode cooling curve
Courbe de refroidissement de l'anode



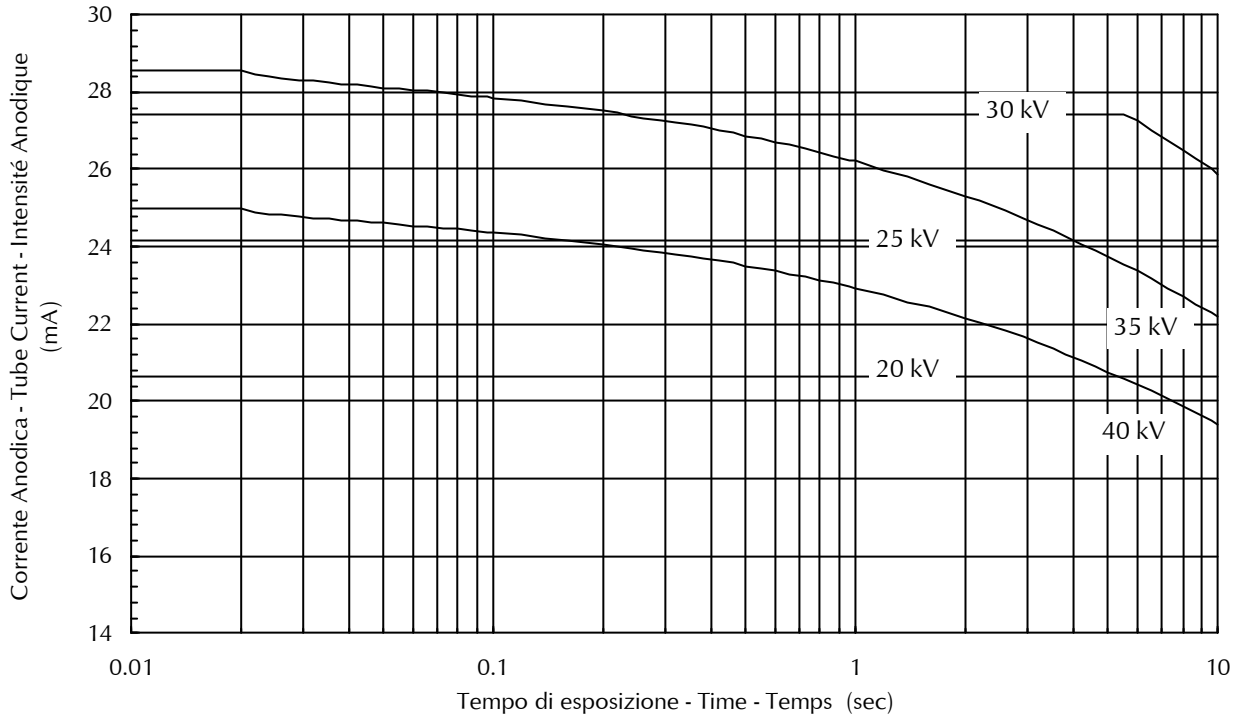
Curve di riscaldamento dell'anodo
Anode heating curves
Courbes d'échauffement de l'anode





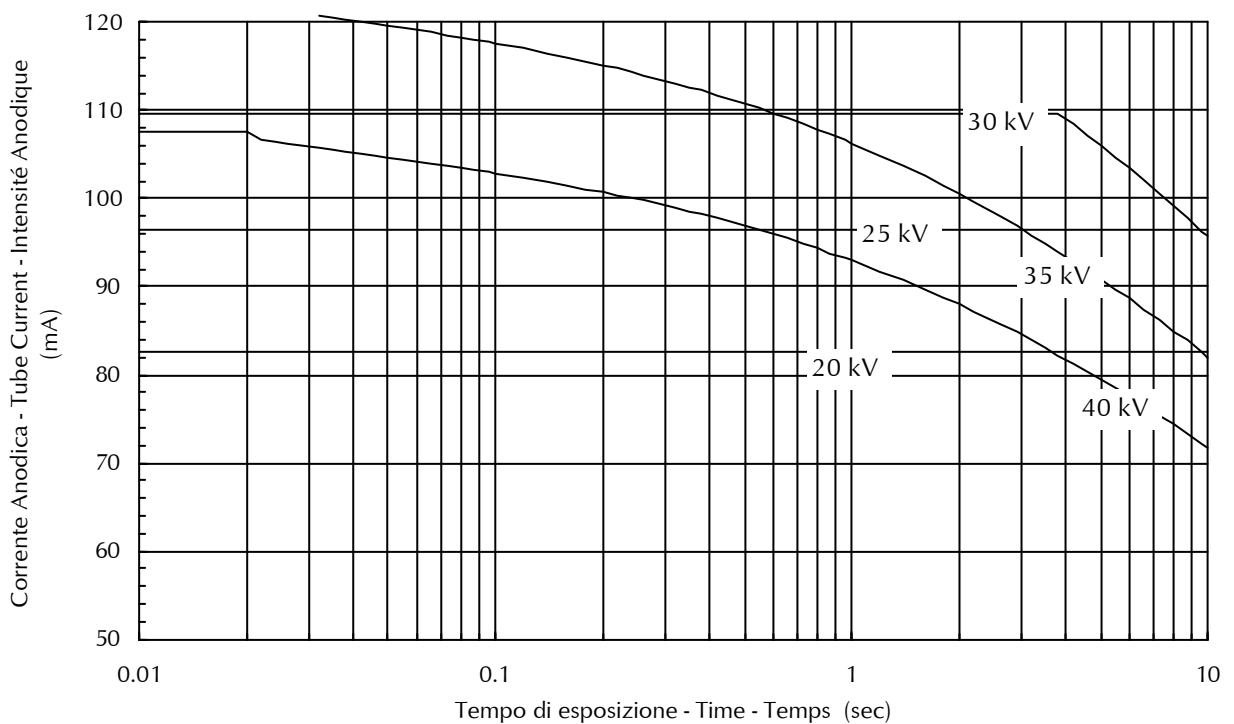
CURVE DI CARICO SINGOLO - SINGLE LOAD RATING - ABAQUE DE CHARGE UNIQUE

▣ 0.1 - 1 ~ - 3000 min⁻¹



CURVE DI CARICO SINGOLO - SINGLE LOAD RATING - ABAQUE DE CHARGE UNIQUE

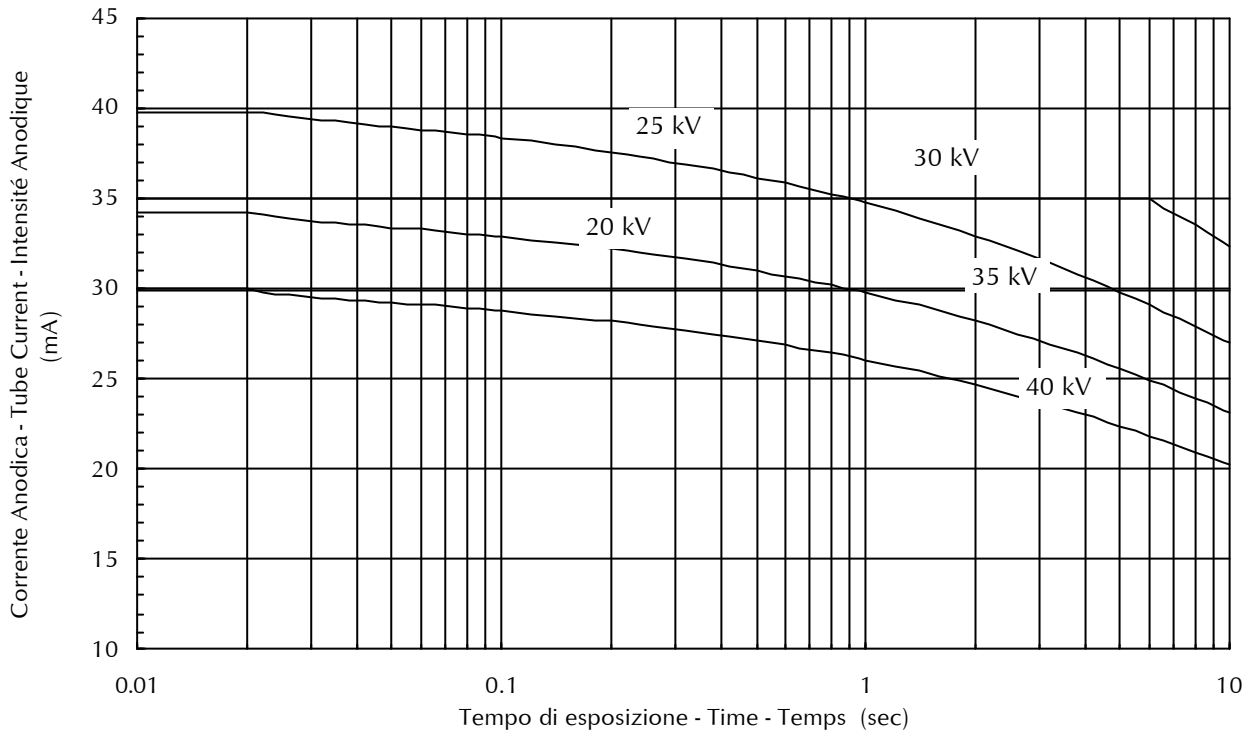
■ 0.3 - 1 ~ - 3000 min⁻¹





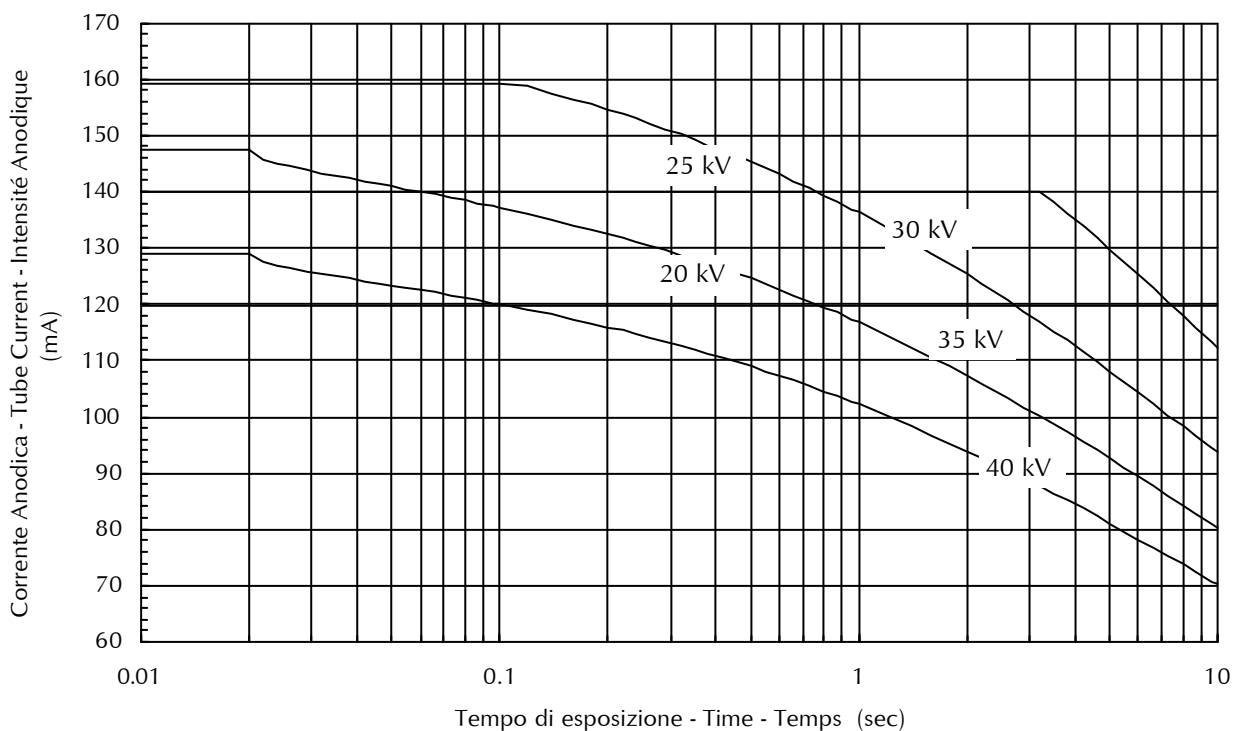
CURVE DI CARICO SINGOLO - SINGLE LOAD RATING - ABAQUE DE CHARGE UNIQUE

▣ 0.1 - 3 ~ - 3000 min⁻¹



CURVE DI CARICO SINGOLO - SINGLE LOAD RATING - ABAQUE DE CHARGE UNIQUE

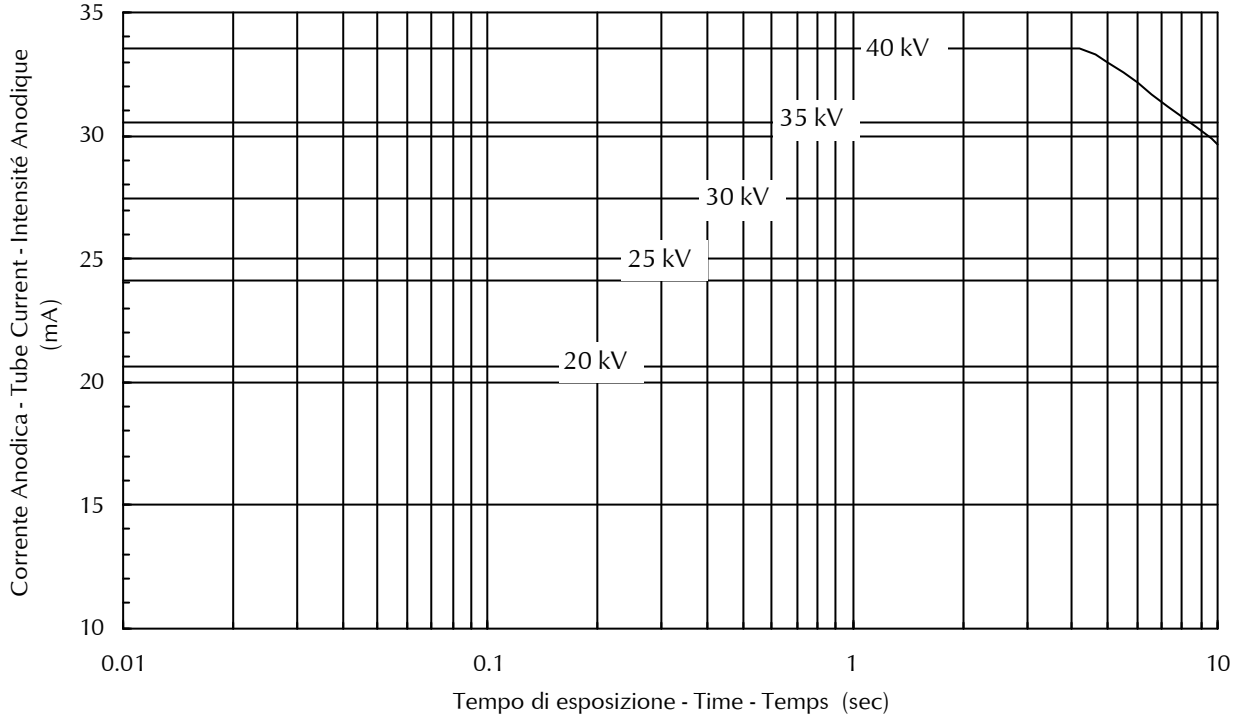
■ 0.3 - 3 ~ - 3000 min⁻¹





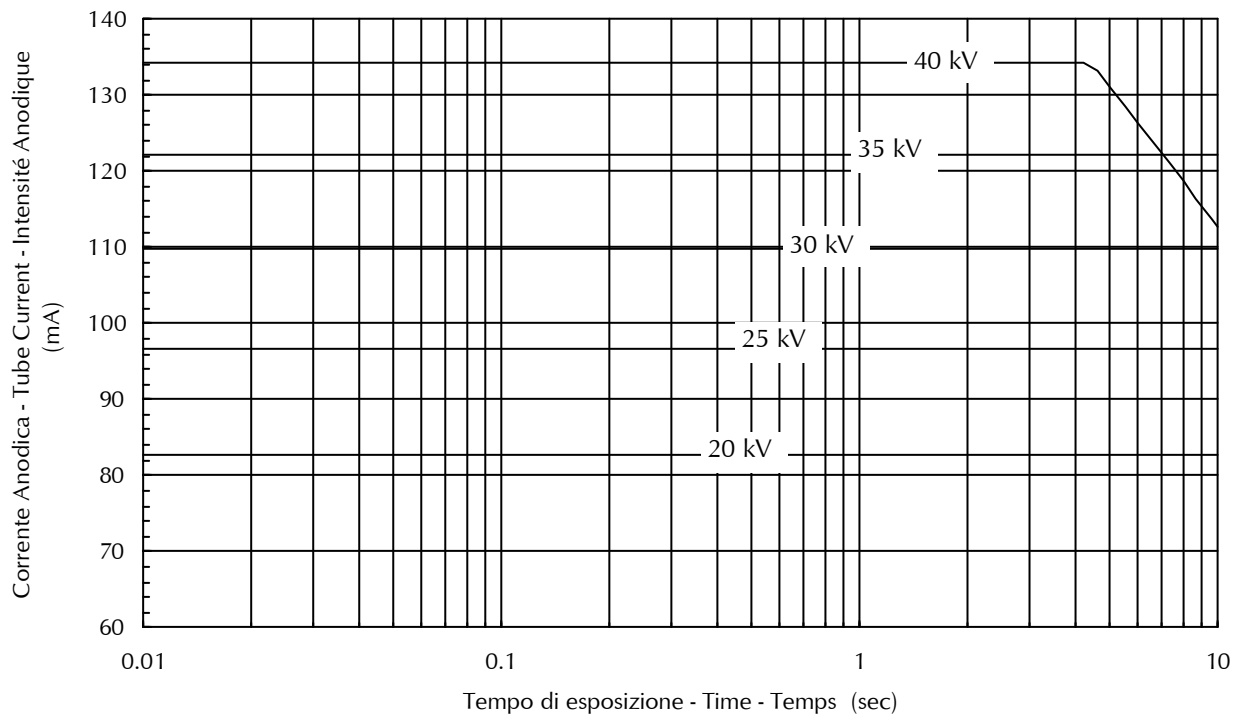
CURVE DI CARICO SINGOLO - SINGLE LOAD RATING - ABAQUE DE CHARGE UNIQUE

▣ 0.1 - 1 ~ - 10000 min⁻¹



CURVE DI CARICO SINGOLO - SINGLE LOAD RATING - ABAQUE DE CHARGE UNIQUE

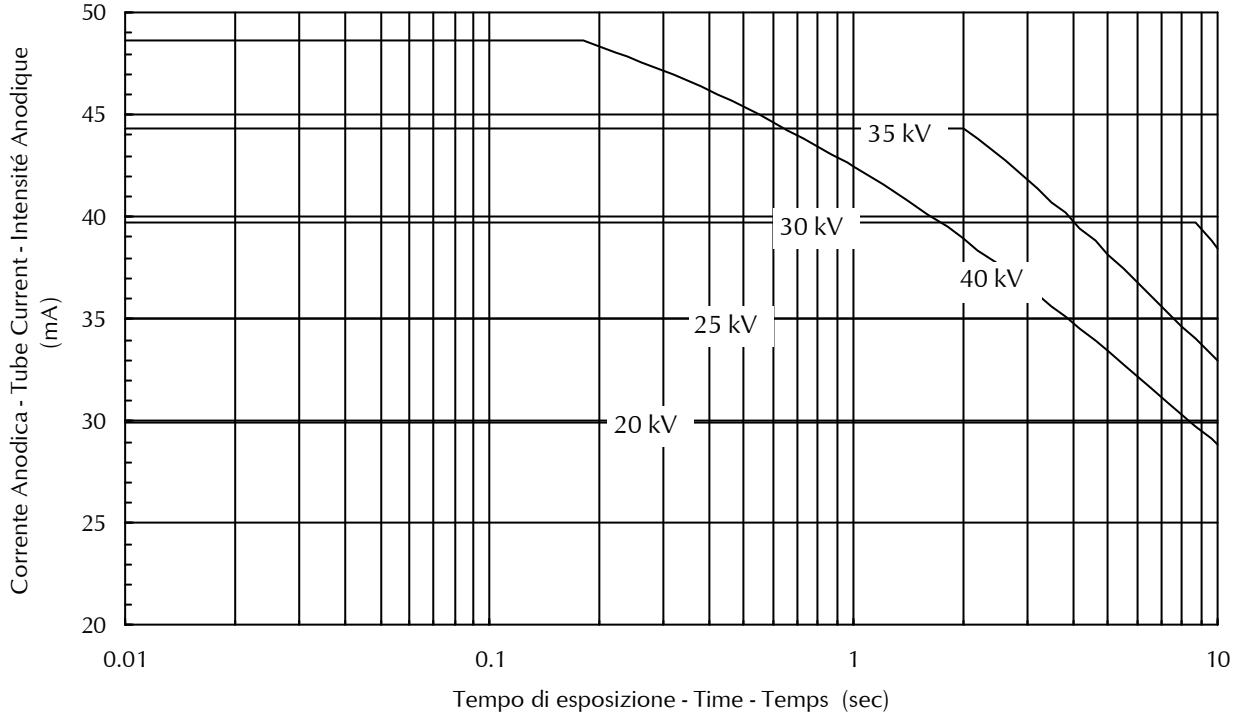
■ 0.3 - 1 ~ - 10000 min⁻¹





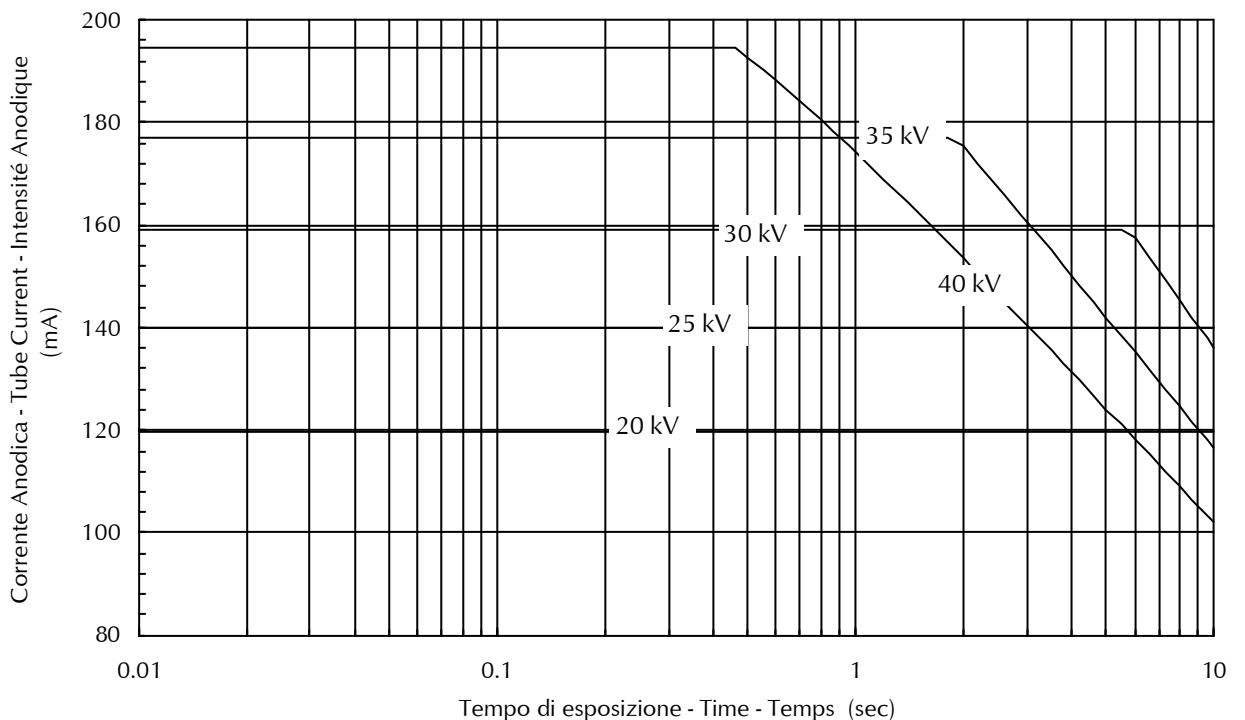
CURVE DI CARICO SINGOLO - SINGLE LOAD RATING - ABAQUE DE CHARGE UNIQUE

▣ 0.1 - 3 ~ - 10000 min⁻¹

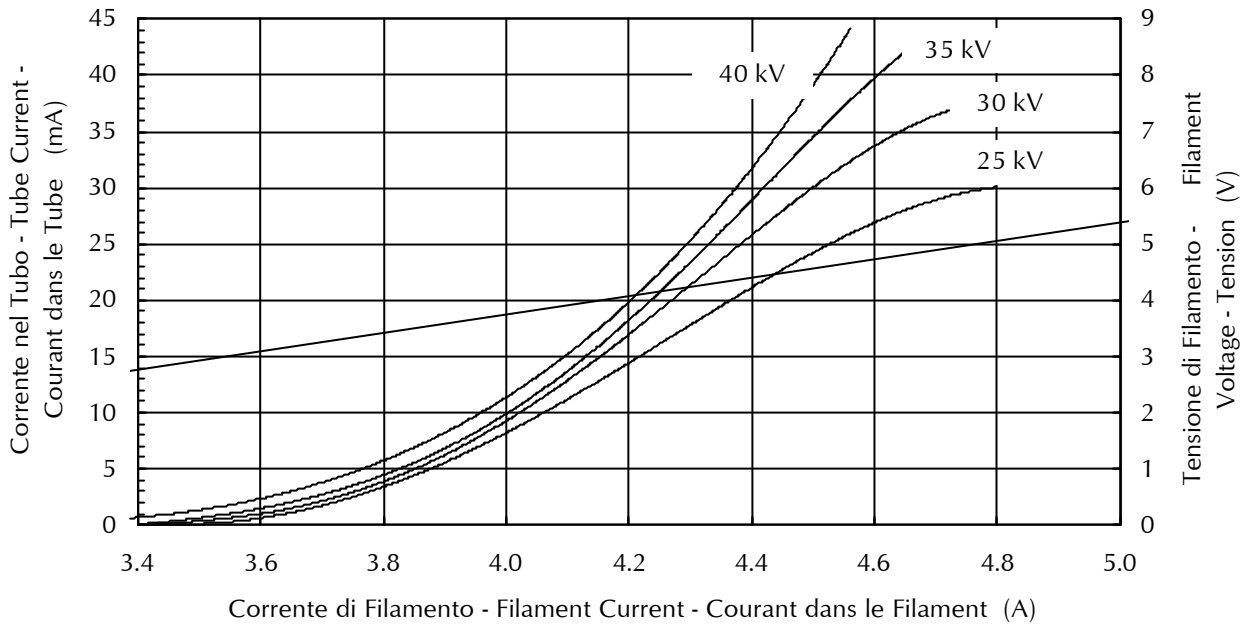


CURVE DI CARICO SINGOLO - SINGLE LOAD RATING - ABAQUE DE CHARGE UNIQUE

■ 0.3 - 3 ~ - 10000 min⁻¹



Caratteristica di emissione del catodo
Cathode emission characteristic
Caractéristique d'émission de la cathode
 ◻ 0.1 - 3 ~ - (± 0.2 A)



Caratteristica di emissione del catodo
Cathode emission characteristic
Caractéristique d'émission de la cathode
 ■ 0.3 - 3 ~ - (± 0.2 A)

